

STATEWIDE FACTS

A snapshot of data related to student transfer among Arizona public community colleges and universities as reported in 2021-2022.

9,718
total number of new transfer students from Arizona community colleges to ASU, NAU, or UArizona

| | | |
|-----------|-----------|-----------|
| 10,065 | 10,176 | 10,355 |
| 2020-2021 | 2019-2020 | 2018-2019 |

HEALTH PROFESSIONS

number one major of new transfer students

| | | |
|--------------------|-----------|-----------|
| HEALTH PROFESSIONS | BUSINESS | BUSINESS |
| 2020-2021 | 2019-2020 | 2018-2019 |

50.5%
of new transfer students entered with 60 or more credits

| | | |
|-----------|-----------|-----------|
| 54.7% | 54.7% | 52.5% |
| 2020-2021 | 2019-2020 | 2018-2019 |

18.9%

of university new freshmen entered with Arizona community college credits

| | | |
|-----------|-----------|-----------|
| 20.3% | 18.5% | 17.6% |
| 2020-2021 | 2019-2020 | 2018-2019 |

49.6%

of university graduates had credit from an Arizona community college (2020-2021)

| | | |
|-----------|-----------|-----------|
| 51.1% | 52.6% | 54.2% |
| 2019-2020 | 2018-2019 | 2017-2018 |

19.1%

five-year increase in minority baccalaureate degree recipients who were new transfers

| | | |
|-----------|-----------|-----------|
| 26.9% | 28.5% | 33.7% |
| 2020-2021 | 2019-2020 | 2018-2019 |

77.3%

six-year graduation rate of new transfer students who entered with an associate's degree

| | | |
|-----------|-----------|-----------|
| 76.9% | 78.3% | 75.7% |
| 2020-2021 | 2019-2020 | 2018-2019 |

STATEWIDE MEMBERSHIP

AZTransfer's organizational structure is built around multi-institutional collaboration throughout all of our committees and work groups. This chart lists statewide membership.

| TYPE OF MEMBER | 2022 | 2021 | 2020 | 2019 |
|---------------------------------|-------|-------|-------|-------|
| Total AZTransfer Members | 1,914 | 1,902 | 1,870 | 1,819 |
| ATF Faculty | 1,367 | 1,412 | 1,390 | 1,374 |
| ASSIST | 61 | 65 | 63 | 68 |
| Academic Advising ATF | 81 | 78 | 79 | 73 |
| Admissions & Records ATF | 77 | 71 | 74 | 60 |
| General Education ATF | 51 | 48 | 45 | 45 |
| Communities of Interest | 135 | 147 | 150 | 153 |
| 15+ Years of AZTransfer Service | 179 | 123 | 121 | 126 |

aztransfer / MAKE EVERY CREDIT COUNT /



MAKE EVERY CREDIT COUNT



2022



Kelly Robles
Executive Director
kelly@aztransfer.com

Cien Luke
Director, Learning & Program Development
cien@aztransfer.com

Rebecca McKay
Senior Director, Systems Development & Administration
rebecca@aztransfer.com

Erin Woodell
Senior Director, Strategic Communications
erin@aztransfer.com

PARTNERSHIP REPORT

PREPARED FOR ARIZONA STATE UNIVERSITY BY AZTRANSFER



ASU PARTNERSHIP REPORT DASHBOARD

Scan the QR code to view digital versions of ASU Partnership Reports from 2015 through 2022.



Snapshots of ASU's transfer data and statewide data



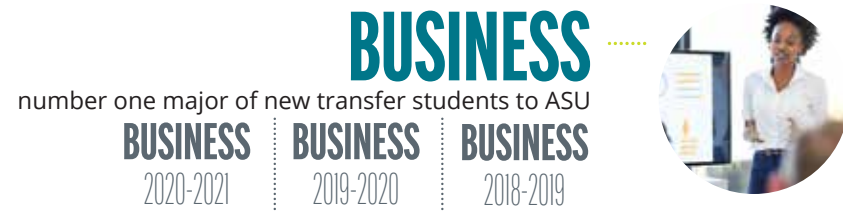
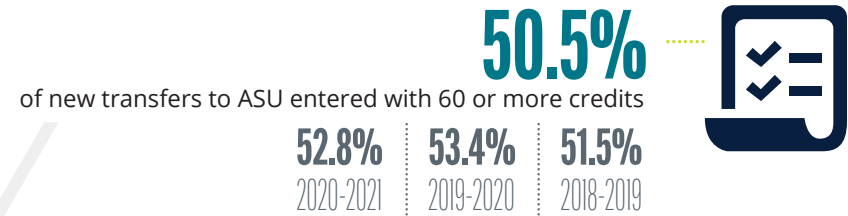

Summaries of ASU's participation in AZTransfer initiatives



Course equivalency reports, exam score reports, and more!

ASU FACTS

A snapshot of data related to student transfer from Arizona public community colleges to ASU as reported in 2021-2022.



3,433

ASU new freshmen entered with Arizona community college credits.



78%

six-year graduation rate of new transfer students who entered with an associate's degree



25.9%

five-year increase in minority baccalaureate degree recipients who were new transfers to ASU



46.3%

of ASU baccalaureate degree recipients had credit from an Arizona community college (2020-2021)



ASU MEMBERSHIP

This chart lists ASU's participation in AZTransfer's various committees and work groups.

| TYPE OF MEMBER | 2022 | 2021 | 2020 | 2019 |
|---------------------------------|------|------|------|------|
| Total ASU AZTransfer Members | 257 | 248 | 243 | 236 |
| ATF Faculty | 193 | 214 | 210 | 208 |
| ASSIST | 3 | 3 | 3 | 3 |
| Academic Advising ATF | 4 | 6 | 6 | 3 |
| Admissions & Records ATF | 2 | 3 | 3 | 2 |
| General Education ATF | 4 | 4 | 5 | 4 |
| Communities of Interest | 14 | 15 | 16 | 17 |
| 15+ Years of AZTransfer Service | 14 | 8 | 6 | 8 |

ARTICULATION TASK FORCES

AZTransfer manages 47 Articulation Task Forces (ATFs) comprised of over 1,900 individual participants who meet annually. This is a summary of ASU participation in ATFs for the 2021-2022 academic year.



ASU FACILITATED MEETINGS

| DISCIPLINE | FACILITATOR |
|----------------|----------------|
| Anthropology | Tanaya Dempsey |
| Art | Tanaya Dempsey |
| Ethnic Studies | Tanaya Dempsey |

ASU CHAIRED MEETINGS

| DISCIPLINE | CHAIR |
|--------------------------|-----------------------------|
| Economics | Cara McDaniel |
| Film & Media | Jason Scott |
| Nutrition | Maureen McCoy |
| Women and Gender Studies | Michelle McGibney Vlahoulis |

ASU HOSTED MEETINGS

| DISCIPLINE | HOST |
|-------------|---------------|
| Humanities | James Wermers |
| Social Work | Kelly Parrish |

COURSE EQUIVALENCY REPORT

This report is a breakdown of ASU's course equivalency evaluation by community college. Community college courses are submitted to and reviewed by university faculty on an ongoing basis. Equivalencies are determined based on course content and learning outcomes.

2,940

ARIZONA COMMUNITY COLLEGE COURSES WITH DIRECT EQUIVALENCY TO ASU



15,420


TOTAL ARIZONA COMMUNITY COLLEGE COURSES EVALUATED BY ASU



| | AWC | CAC | COCHISE | CCC | DINÉ | EAC | MCCD | MOHAVE | NPC | PIMA | TOCC | YAVAPAI | TOTAL |
|---------------------------|-------|-----|---------|-----|------|-------|-------|--------|-----|-------|------|---------|--------|
| DIRECT EQUIVALENCY | 261 | 202 | 201 | 145 | 88 | 331 | 818 | 124 | 150 | 312 | 90 | 218 | 2,940 |
| ELECTIVE | 606 | 352 | 348 | 232 | 157 | 606 | 2,986 | 152 | 314 | 714 | 206 | 504 | 7,177 |
| NOT TRANSFERABLE | 225 | 277 | 182 | 120 | 8 | 331 | 2,539 | 182 | 215 | 452 | 21 | 237 | 4,789 |
| PENDING | 31 | 38 | 17 | 35 | 54 | 31 | 126 | 3 | 40 | 24 | 64 | 51 | 514 |
| TOTAL | 1,123 | 869 | 748 | 532 | 307 | 1,299 | 6,469 | 461 | 719 | 1,502 | 381 | 1,010 | 15,420 |

2022 AZTRANSFER SUMMIT

The AZTransfer Summit was held March 24-25, 2022 at the We-Ko-Pa Resort. This is a summary of ASU's participation in this annual networking and professional development event.



PRESENTATIONS BY ASU FACULTY/STAFF

WE'RE BACK! BUILDING A PARTNERSHIP BETWEEN FACULTY AND RECRUITERS
 Lisa Falkner | Director, Graduate and Transfer Recruitment | Arizona State University
 Maria Wills | Program Director | Arizona State University

PARTNERING FOR STUDENT SUCCESS: ARIZONA STATE UNIVERSITY, CENTER FOR THE FUTURE OF ARIZONA AND CAMBRIDGE INTERNATIONAL

Melissa Pizzo | Associate Vice President | Arizona State University
 Matthew Lopez | Associate Vice President | Arizona State University
 Amanda Burke | Executive Vice President | Center for the Future of Arizona

LESSONS LEARNED AND SOLUTIONS IMPLEMENTED AROUND "TRANSFER HESITANCY" IN A COMMUNITY COLLEGE AND ASU PARTNERSHIP: TRANSFER TO INTERDISCIPLINARY NATURAL SCIENCES (TRAIN)

Susannah Sandrin | Clinical Associate Professor | Arizona State University
 Wendy Barnard | Director of CREST | ASU Knowledge Enterprise
 Amanda Chapman | Biosciences Faculty & S-STEM Train PI | Phoenix College
 Joel Nishimura | Associate Professor | ASU School of Mathematical & Natural Sciences
 Misti Sexton | Graduate Student | Arizona State University

SETTING TRANSFER STUDENTS UP FOR SUCCESS: ENGINEERING ADVISOR PERSPECTIVES AND STRATEGIES

Jessica Meeker | Assistant Director, Academic Services | Arizona State University
 Allison Walls | Undergraduate Academic Advising Coordinator | Arizona State University

*Figures for 2020 represent Summit registrations prior to its cancellation due to the COVID-19 pandemic.

EXAM SCORE COMPARISON REPORT

This report summarizes the top exam score by equivalency category. Institutions review and establish equivalencies for exams each year. If a high enough score is earned on an exam, college credit may be awarded.

| | AP ADVANCED PLACEMENT (AP) | CAMBRIDGE INTERNATIONAL EXAMS (CIE) | CLEP COLLEGE LEVEL EXAMINATION PROGRAM (CLEP) | dsst DANTES SUBJECT STANDARDIZED TESTS (DSST) | ib INTERNATIONAL BACCALAUREATE (IB) |
|--------------------|----------------------------------|---|--|--|--|
| TOTAL EXAMS | 38 | 75 | 34 | 37 | 71 |
| DIRECT EQUIVALENCY | 34 | 31 | 20 | 6 | 35 |
| ELECTIVE | 4 | 25 | 9 | 19 | 17 |
| NOT ACCEPTED | 0 | 19 | 5 | 12 | 18 |
| UNDER REVIEW | 0 | 0 | 0 | 0 | 1 |

CONTACT INFORMATION

Contact the individuals listed if you have any questions about AZTransfer.

AZTRANSFER STEERING COMMITTEE

Anne Jones
 Provost Fellow
 anne.katherine.jones@asu.edu
 (480) 965-0365

ASSIST STEERING COMMITTEE

Melinda Gebel
 Director, Institutional Analysis
 melinda.gebel@asu.edu
 (480) 965-2318

AZTRANSFER FACILITATOR

Tanaya Dempsey
 Director
 tecouch@asu.edu | (480) 727-2573

Tyler Record
 Tyler.Record@asu.edu | (480) 727-2573

Tricia Smiley
 Tricia.Smiley@asu.edu